



Contact 1.888.398.8643 for assistance.  
Do not return to place of purchase.

## Assembly Instructions

Model No. S-1029

### Parts and Hardware

Part	Description	Qty
1	Screen	1
2	Bottom Foot	2
3	Side Foot	2
A	Screw	6
B	Nut	4

### Tools Required for Assembly (Not Included)

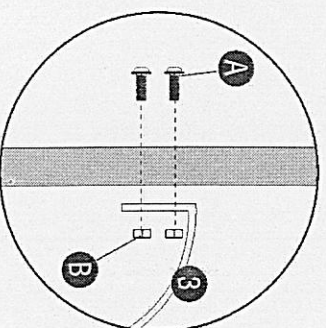
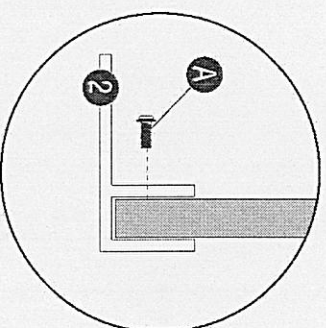
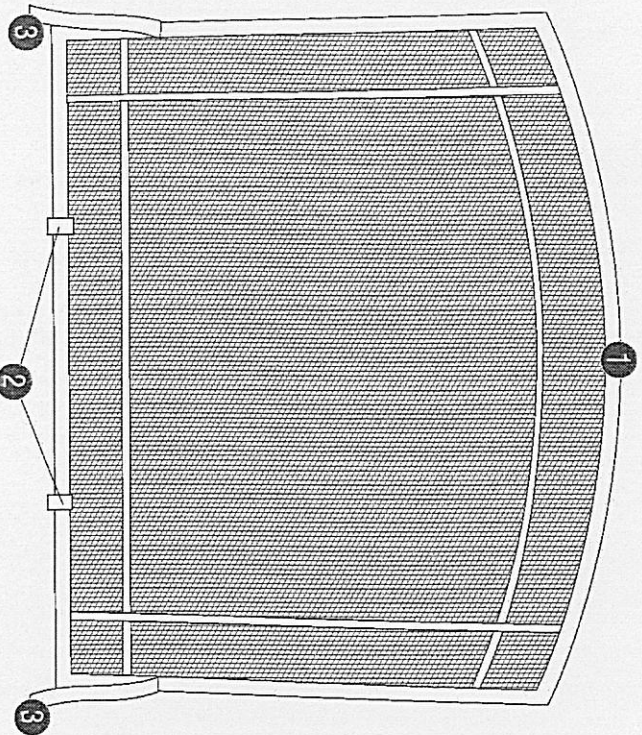
Phillips Head Screw Driver and Adjustable Wrench.

### Assembly Instructions

**Step 1**  
Attach bottom foot to screen using 2 screws (A).

**Step 2**  
Attach side foot to screen using 2 screws (A) and 2 nuts (B).

**CAUTION:** Keep this product clean by using a damp cloth. DO NOT use abrasive cleaners, as it will cause parts to tarnish.



Manufactured in China for/Fabriqué en Chine pour: Mr. Bar-B-Q Products LLC  
Melville, NY 11747 USA / Etats-Unis 1.888.398.8643.MrBarBQProducts.com Mr. Bar-B-Q Products LLC  
UniFlame is a registered trademark of Mr. Bar-B-Q Products LLC  
UniFlame est une marque de commerce déposée de Mr. Bar-B-Q Products LLO